



USERS' GUIDE

THUNDER K7

MECHANICAL KEYBOARD + MACRO KEYPAD



BRAND STORY

Inherited the legacy of an old breed of board games, we set on the journey.

Led and driven by the gaming nature in our blood, we made our way here.

As told by our great ancestors, victory, for generations, falls to those who are watched over by Horus.

The bravery and wisdom inherited by pharaohs for generations now revives with AORUS.

In faith, we make our way forward.
With passion, we refine our expertise.
Forget about the frustrations, but not your unfulfilled potentials.
The desire to outdo and push ourselves to the limit.
Victory is never the only goal.

Dedication distinguishes us.
Perseverance describes us.

Fight.
Conquer.
Challenge your embedded weakness.
Embark on a self-journey unfolded in the front.
Explore with AORUS.

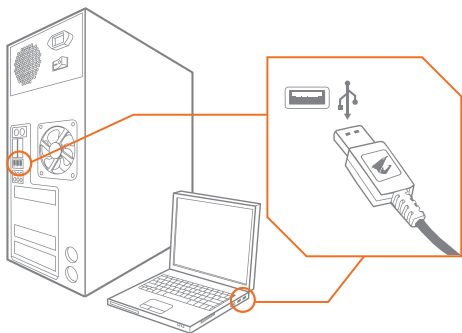
Only through trials and tribulations will true gamer spirits be recognized.
Winning is an attitude, not an outcome.
Let there be games.

Join us on our journey.

INSTALLATION

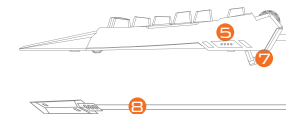
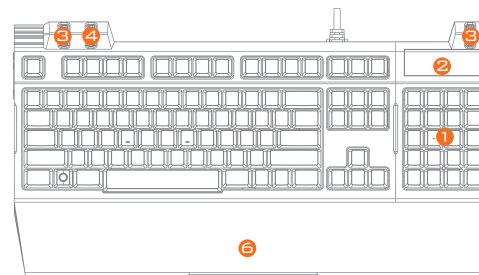
Windows® XP/ Vista/ Win7/ Win8 Installation Instructions

- 1 Download the AORUS macro engine installer from AORUS official website.
www.aorus.com
- 2 Run the installer and follow the onscreen instructions.
- 3 Plug THUNDER K7 into the USB port of your computer.
- 4 Execute the software and then the UI will automatically detect the keyboard.
- 5 Pre-define your personal skillsets on the THUNDER K7

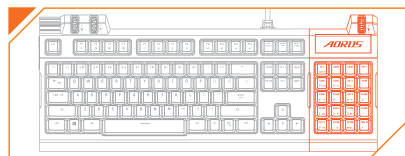


INSTRUCTIONS


- 1 G1~G20 Macro keys
- 2 Macro Profile switch (1 standard profile, 5 Macro profiles)
- 3 Illumination control wheel (press down to switch on/off)
- 4 Volume control wheel
- 5 Connection pins
- 6 Detachable wrist rest
- 7 Rubber feet stands
- 8 20% keyboard USB connection cable



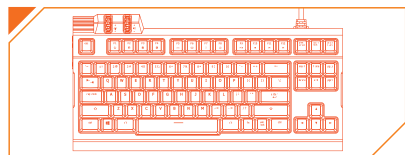
STANDARD



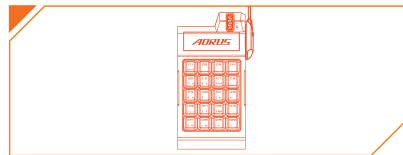
GAMING



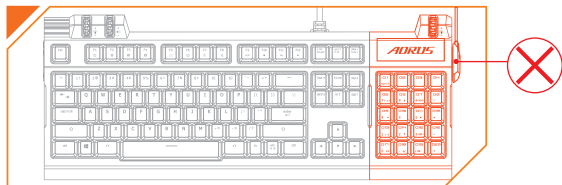
80% STAND-ALONE



20% MACRO GAMING




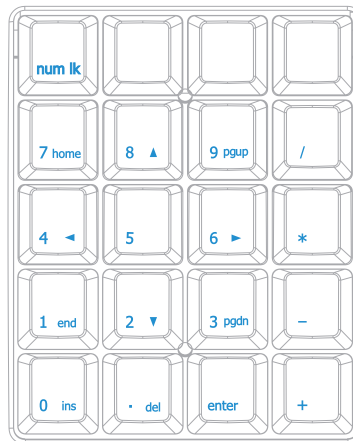
Warning : When you set K7 in Standard mode, DO NOT connect the USB cable to 20% keyboard and Computer. It will cause unpredictable system failure.



AORUS MACRO ENGINE

There are 1 standard profile and 5 Macro profiles in the 20% keyboard.

- Standard profile layout (Default)
- Use Aorus Macro Engine software to edit other 5 Macro profiles



MAINTENANCE

Should you have trouble operating the keyboard properly, please contact AORUS service center on www.aorus.com for support. Do not attempt to service or fix the device yourself at any time.

Do not take the keyboard apart (doing so will also void your warranty) and do not remove the keycaps under any circumstance.

Keep your keyboard away from liquid, humidity or moisture. Operate your keyboard only within the specified temperature range of 0°C (32°F) to 40°C (104°F). Should you operate it in a temperature that is beyond this range, unplug and switch off the device in order to let the temperature stabilize within the optimal temperature range.

SAFETY

FCC Declaration :

- This device has been tested and found to comply with the limits for a Class B digital device, pursuant to Part 15 of the FCC Rules. These limits are designed to provide reasonable protection against harmful interference in a residential installation. This equipment generates, uses and can radiate radio frequency energy and, if not installed and used in accordance with the instructions, may cause harmful interference to radio communications. However, there is no guarantee that interference will not occur in a particular installation. If this equipment does cause harmful interference to radio or television reception, which can be determined by turning the equipment off and on, the user is encouraged to try to correct the interference by one or more of the following measures:
 - Reorient or relocate the receiving antenna.
 - Increase the separation between the equipment and receiver.
 - Connect the equipment into an outlet on a circuit different from that to which the receiver is connected.
 - Consult the dealer or an experienced radio/TV technician for help.
- This device complies with part 15 of the FCC Rules. Operation is subject to the following two conditions: (1) This device may not cause harmful interference, and (2) this device must accept any interference received, including interference that may cause undesired operation.

IMPORTANT INFORMATION

Long period of repetitive motion using an improperly set-up workplace, or incorrect body posture may be associated with physical discomfort and injury to nerves, tendons, and muscles.

PRODUCTION INFORMATION

AORUS THUNDER K7 Mechanical Gaming Keyboard

Model No.[型號]: GK-THUNDER K7

Product Name[品名]: Gaming Keyboard遊戲鍵盤