

GIGABYTE™

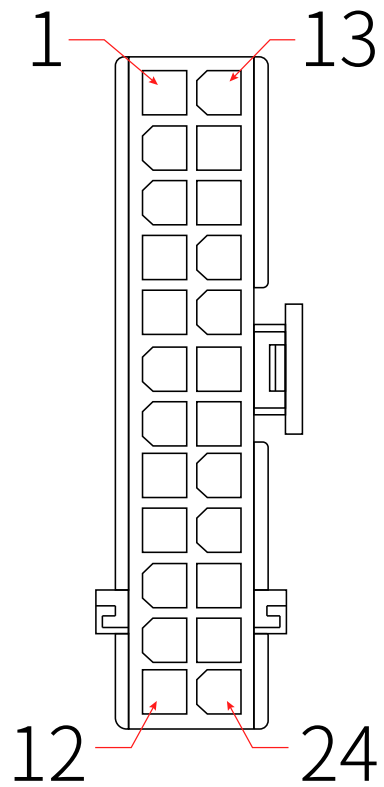
PSU Pinout Diagram

- GP-UD1000GM
- GP-UD850GM
- GP-UD750GM

www.gigabyte.com

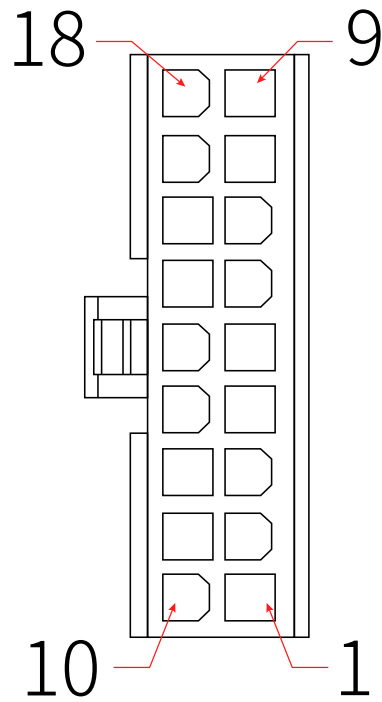
• M/B Side

1	UL2468 18#	+3.3V
2	UL2468 18#	+3.3V
3	UL2468 18#	GND
4	UL2468 18#	+5Vs
5	UL2468 18#	SGND
6	UL2468 18#	+5V
	UL2468 18#	+5V
7	UL2468 18#	GND
	UL2468 18#	GND
8	UL2468 18#	PG
9	UL2468 18#	+5Vsb
10	UL2468 18#	+12V
	UL2468 18#	+12V
11	UL2468 18#	+12V
	UL2468 18#	+12Vs
12	UL2468 18#	+3.3V
13	UL2468 18#	+3.3V
	UL2468 18#	+3.3Vs
14	UL2468 18#	-12V
15	UL2468 18#	GND
16	UL2468 18#	PSON
17	UL2468 18#	GND
18	UL2468 18#	GND
19	UL2468 18#	GND
20		
21	UL2468 18#	+5V
22	UL2468 18#	+5V
23	UL2468 18#	+5V
24	UL2468 18#	GND

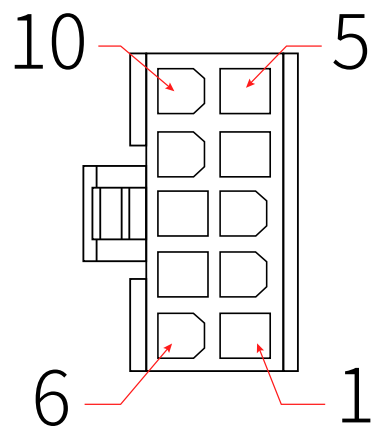


•PSU Side

1	UL2468 18#	PSON
2	UL2468 18#	+3.3Vs
3	UL2468 18#	SGND
4	UL2468 18#	-12V
5	UL2468 18#	GND
6	UL2468 18#	+3.3V
7	UL2468 18#	+3.3V
8	UL2468 18#	+5V
9	UL2468 18#	+5V
10	UL2468 18#	+5Vsb
11	UL2468 18#	PG
12	UL2468 18#	+5Vs
13	UL2468 18#	+12Vs
14	UL2468 18#	+3.3V
15	UL2468 18#	+3.3V
16	UL2468 18#	+5V
17	UL2468 18#	+5V
18	UL2468 18#	+5V

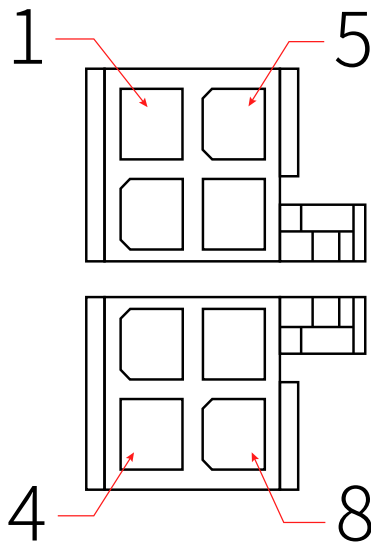


1	UL2468 18#	GND
2	UL2468 18#	GND
3	UL2468 18#	GND
4	UL2468 18#	GND
5	UL2468 18#	GND
6	UL2468 18#	GND
7	UL2468 18#	GND
8	UL2468 18#	+12V
9	UL2468 18#	+12V
10	UL2468 18#	+12V



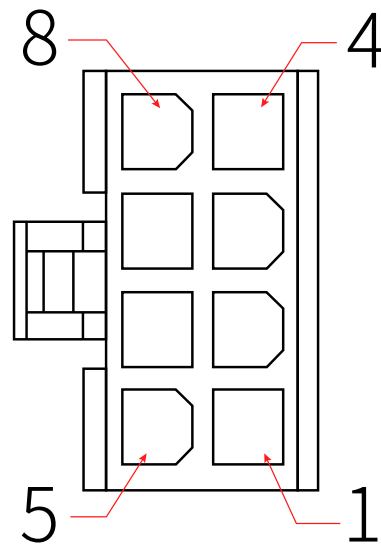
• M/B Side

1	GND
2	GND
3	GND
4	GND
5	+12V
6	+12V
7	+12V
8	+12V



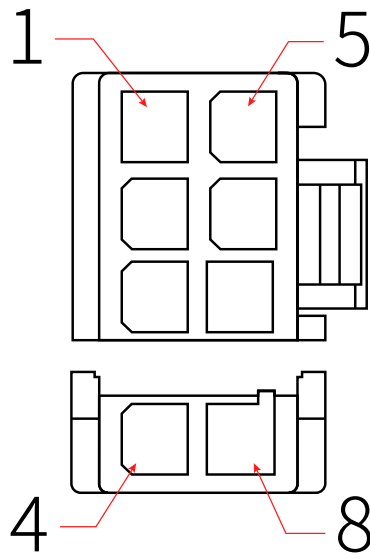
• PSU Side

1	+12V
2	+12V
3	+12V
4	NC
5	GND
6	GND
7	GND
8	GND



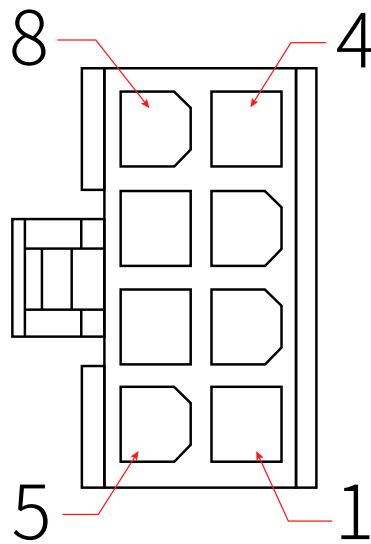
•VGA Side

1	+12V
2	+12V
3	+12V
4	GND
5	GND
6	GND
7	GND
8	GND



•PSU Side

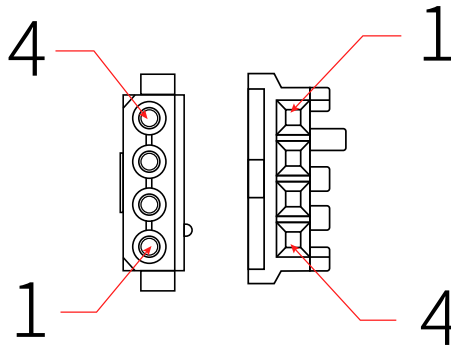
1	+12V
2	+12V
3	+12V
4	NC
5	GND
6	GND
7	GND
8	GND



Floppy & PATA

• Component Side

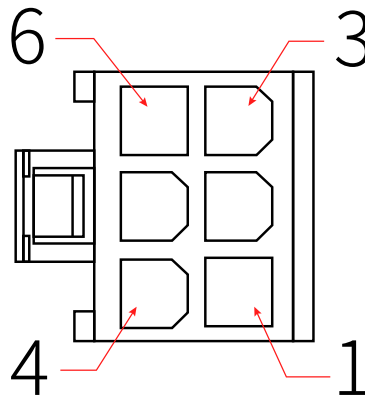
1	+12V
2	GND
3	GND
4	+5V



1	+5V
2	GND
3	GND
4	+12V

• PSU Side

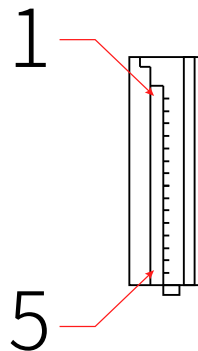
1	NC
2	NC
3	+5V
4	GND
5	+12V
6	GND



SATA 5 Pin

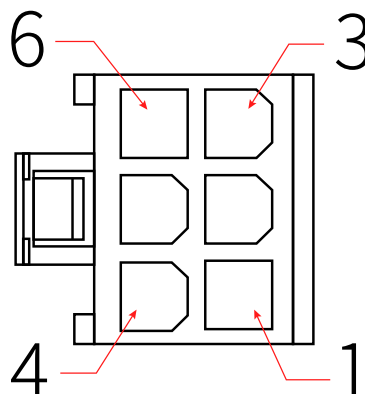
• Component Side

1	+3.3V
2	GND
3	+5V
4	GND
5	+12V



• PSU Side

1	+3.3V
2	NC
3	+5V
4	GND
5	+12V
6	GND



GIGABYTE™