

# **GIGABYTE™**

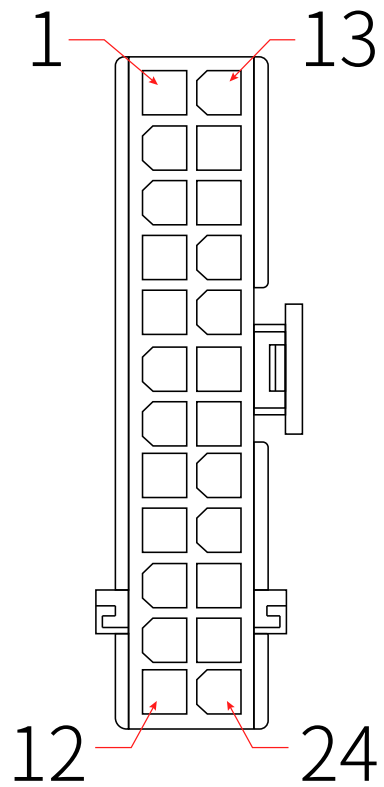
## **PSU Pinout Diagram**

---

- GP-UD750GM-A
- GP-UD850GM-A

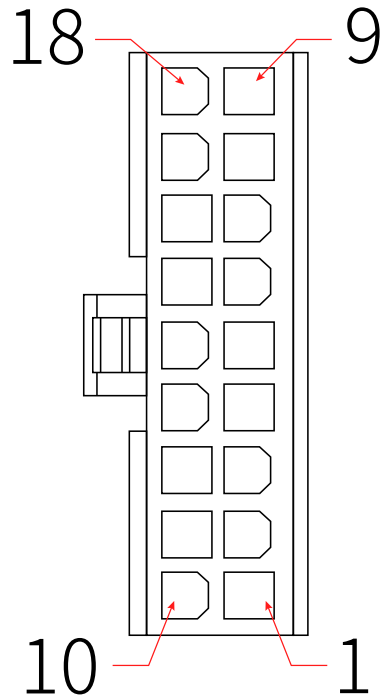
• M/B Side

1	UL2468 18#	+3.3V
2	UL2468 18#	+3.3V
	UL2468 22#	+3.3vse
3	UL2468 18#	GNDse1
	UL2468 22#	GND
4	UL2468 18#	+5V
5	UL2468 18#	GND
6	UL2468 22#	+5V
	UL2468 18#	+5V
7	UL2468 18#	GND
8	UL2468 22#	PG
9	UL2468 18#	+5Vsb
10	UL2468 22#	+12V
	UL2468 18#	+12V
11	UL2468 18#	+12V
12	UL2468 18#	+3.3V
13	UL2468 18#	+3.3V
14	UL2468 22#	-12V
15	UL2468 18#	GND
16	UL2468 22#	PSON
17	UL2468 18#	GND
18	UL2468 18#	GND
19	UL2468 18#	GND
20		
21	UL2468 18#	+5V
22	UL2468 18#	+5V
23	UL2468 18#	+5V
24	UL2468 18#	GND

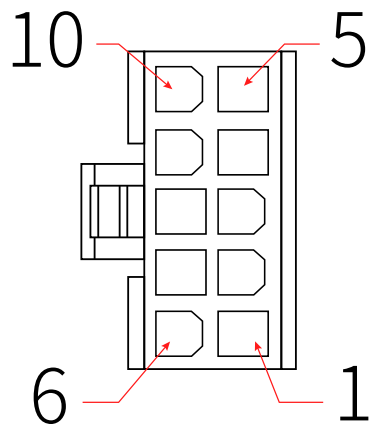


•PSU Side

1	UL2468 18#	+5V
2	UL2468 18#	+5V
3	UL2468 18#	+5V
4	UL2468 18#	GND
5	UL2468 18#	GND
6	UL2468 22#	GNDse1
7		
8	UL2468 18#	+3.3V
9	UL2468 18#	+3.3V
10	UL2468 18#	+5V
11	UL2468 18#	+5V
12	UL2468 22#	+5V
13	UL2468 18#	GND
14	UL2468 18#	GND
15	UL2468 18#	GND
16	UL2468 22#	+3.3Vse
17	UL2468 18#	+3.3V
18	UL2468 18#	+3.3V

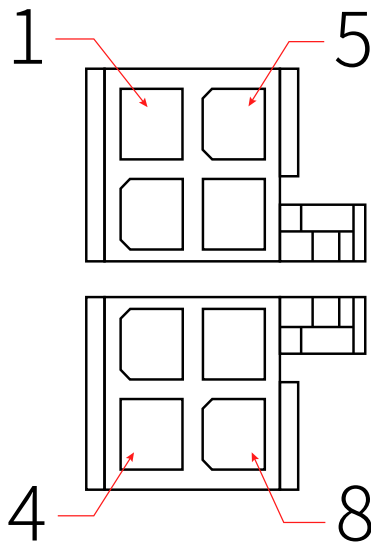


1	UL2468 18#	GND
2	UL2468 18#	GND
3	UL2468 18#	GND
4	UL2468 22#	+12V
5	UL2468 22#	PSON
6	UL2468 18#	+12V
7	UL2468 18#	+12V
8	UL2468 22#	-12V
9	UL2468 18#	+5Vsb
10	UL2468 22#	PG



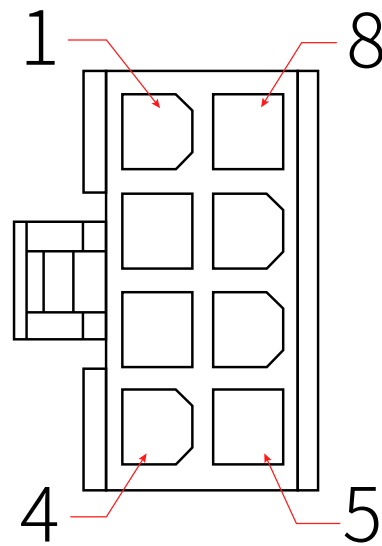
• M/B Side

1	GND
2	GND
3	GND
4	GND
5	+12V
6	+12V
7	+12V
8	+12V



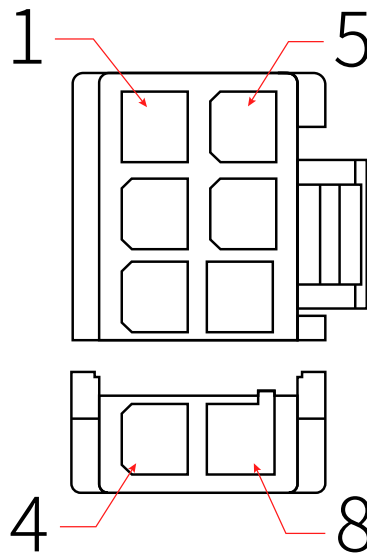
• PSU Side

1	GND
2	GND
3	GND
4	GND
5	+12V
6	+12V
7	+12V
8	+12V



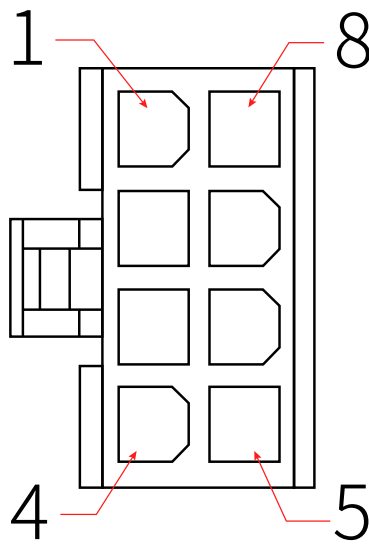
•VGA Side

1	+12V
2	+12V
3	+12V
4	GND
5	GND
6	GND
7	GND
8	GND



•PSU Side

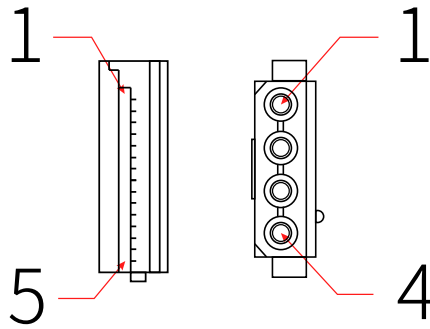
1	GND
2	GND
3	GND
4	GND
5	+12V
6	+12V
7	+12V
8	NC



## SATA & PATA

### • Component Side

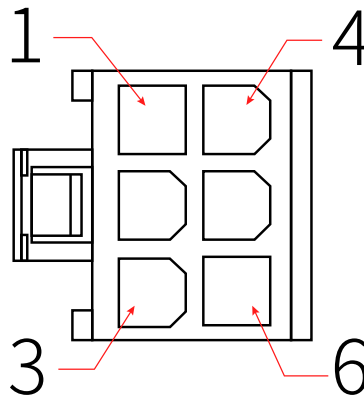
1	+3.3V
2	GND
3	+5V
4	GND
5	+12V



1	+5V
2	GND
3	GND
4	+12V

### • PSU Side

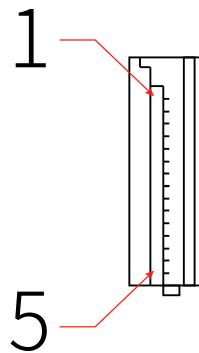
1	GND
2	NC
3	GND
4	+3.3V
5	+5V
6	+12V



## SATA 5 Pin

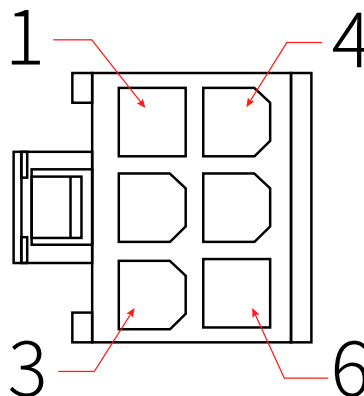
### • Component Side

1	+3.3V
2	GND
3	+5V
4	GND
5	+12V



### • PSU Side

1	GND
2	NC
3	GND
4	+3.3V
5	+5V
6	+12V



**GIGABYTE™**