

# **GIGABYTE™**

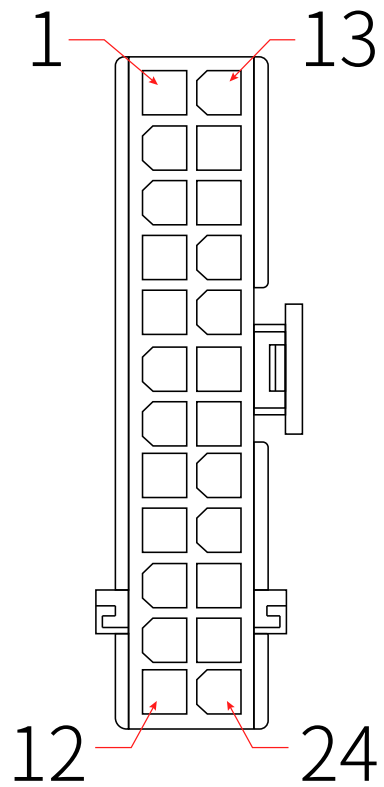
## **PSU Pinout Diagram**

---

- GP-AE850PM PG5
- GP-AE850PM PG5 ICE

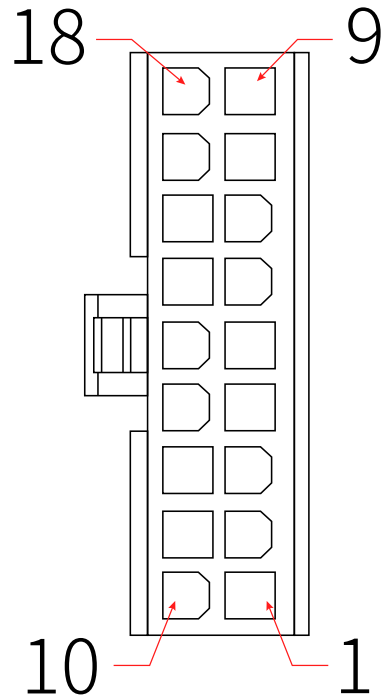
• M/B Side

1	UL2468 18#	+3.3V
2	UL2468 18#	+3.3V
3	UL2468 18#	GND
4	UL2468 18#	+5Vs
5	UL2468 18#	SGND
6	UL2468 18#	+5V
	UL2468 18#	+5V
7	UL2468 18#	GND
	UL2468 18#	GND
8	UL2468 18#	PG
9	UL2468 18#	+5Vsb
10	UL2468 18#	+12V
	UL2468 18#	+12V
11	UL2468 18#	+12V
	UL2468 18#	+12Vs
12	UL2468 18#	+3.3V
13	UL2468 18#	+3.3V
	UL2468 18#	+3.3Vs
14	UL2468 18#	-12V
15	UL2468 18#	GND
16	UL2468 18#	PSON
17	UL2468 18#	GND
18	UL2468 18#	GND
19	UL2468 18#	GND
20		
21	UL2468 18#	+5V
22	UL2468 18#	+5V
23	UL2468 18#	+5V
24	UL2468 18#	GND

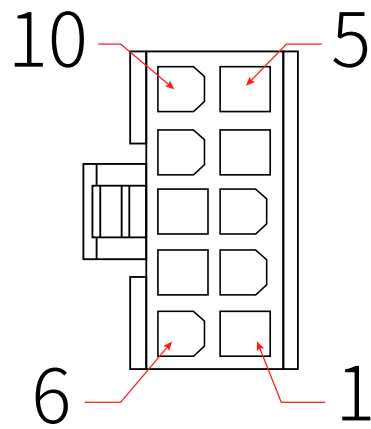


• PSU Side

1	UL2468 18#	PSON
2	UL2468 18#	+3.3Vs
3	UL2468 18#	SGND
4	UL2468 18#	-12V
5	UL2468 18#	GND
6	UL2468 18#	+3.3V
7	UL2468 18#	+3.3V
8	UL2468 18#	+5V
9	UL2468 18#	+5V
10	UL2468 18#	+5Vsb
11	UL2468 18#	PG
12	UL2468 18#	+5Vs
13	UL2468 18#	+12Vs
14	UL2468 18#	+3.3V
15	UL2468 18#	+3.3V
16	UL2468 18#	+5V
17	UL2468 18#	+5V
18	UL2468 18#	+5V

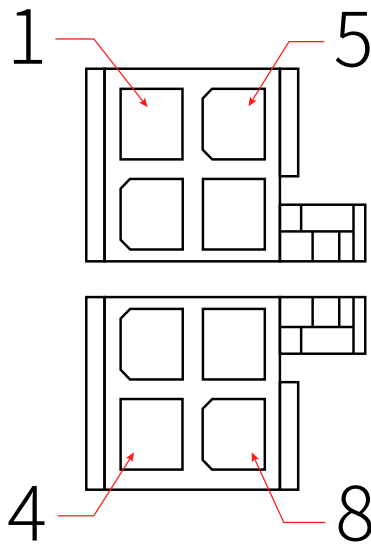


1	UL2468 18#	GND
2	UL2468 18#	GND
3	UL2468 18#	GND
4	UL2468 18#	GND
5	UL2468 18#	GND
6	UL2468 18#	GND
7	UL2468 18#	GND
8	UL2468 18#	+12V
9	UL2468 18#	+12V
10	UL2468 18#	+12V



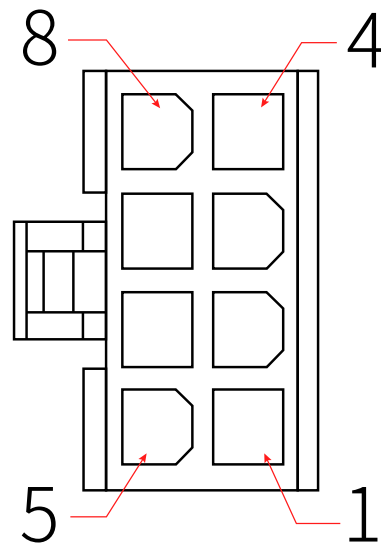
• M/B Side

1	GND
2	GND
3	GND
4	GND
5	+12V
6	+12V
7	+12V
8	+12V



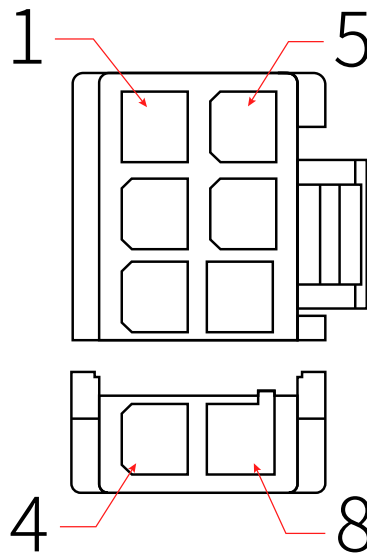
• PSU Side

1	GND
2	GND
3	+12V
4	+12V
5	GND
6	GND
7	+12V
8	+12V



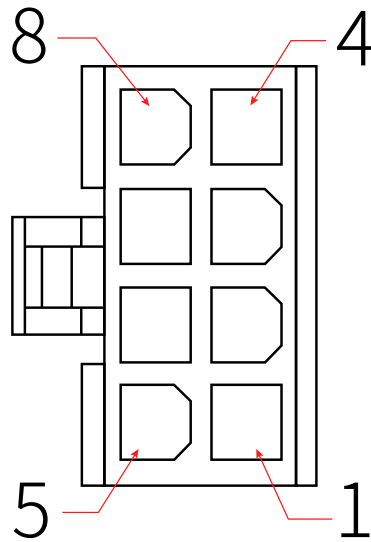
•VGA Side

1	+12V
2	+12V
3	+12V
4	GND
5	GND
6	GND
7	GND
8	GND



•PSU Side

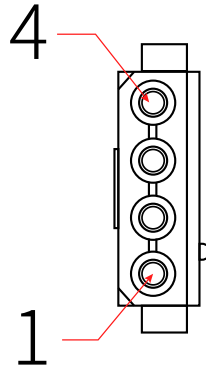
1	GND*2
2	GND
3	+12V
4	NC
5	GND
6	GND
7	+12V
8	+12V



## PATA

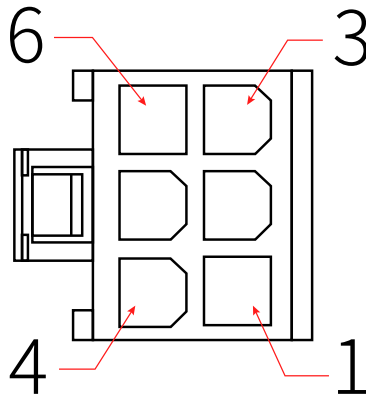
### • Component Side

1	+12V
2	GND
3	GND
4	+5V



### • PSU Side

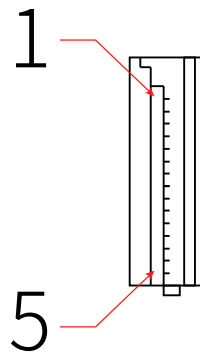
1	NC
2	NC
3	+5V
4	GND
5	+12V
6	GND



## SATA 5 Pin

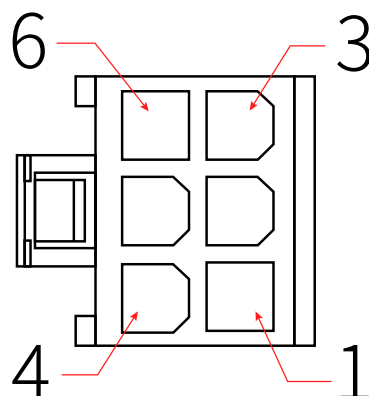
### • Component Side

1	+3.3V
2	GND
3	+5V
4	GND
5	+12V

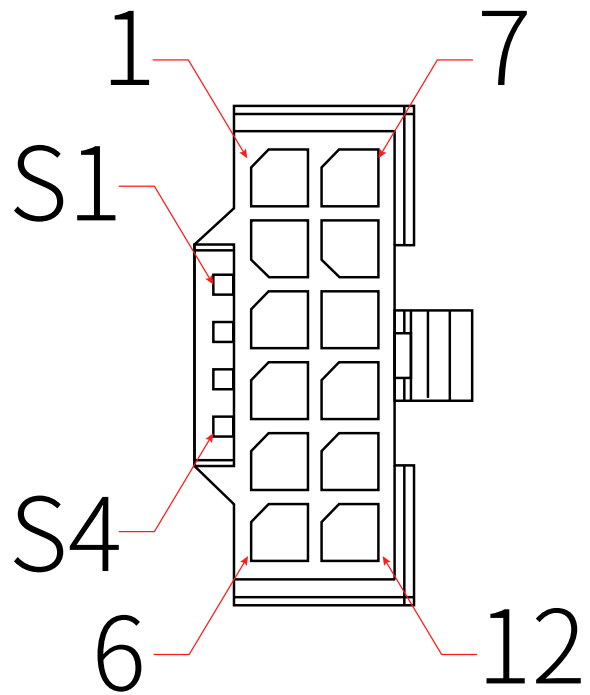


### • PSU Side

1	+3.3V
2	NC
3	+5V
4	GND
5	+12V
6	GND



1	+12V
2	+12V
3	+12V
4	+12V
5	+12V
6	+12V
7	GND
8	GND
9	GND
10	GND
11	GND
12	GND
S1	CARD_PWR_STABLE
S2	CARD_CBL_PRES#
S3	SENSE 0
S4	SENSE 1



**GIGABYTE™**