

BIOS Update SOP

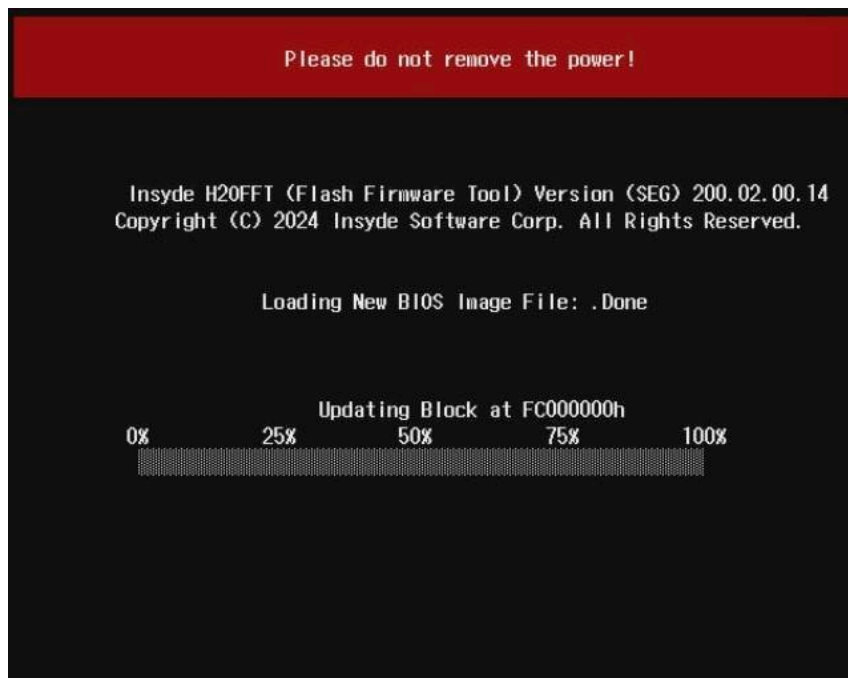
Rev 1.0

UEFI Shell Update

1. Boot to UEFI Shell and into BIOS Package folder

```
FS0:\MZX3-MG0_DR31_D30\> ls
Directory of: FS0:\MZX3-MG0_DR31_D30\
12/03/2024  15:34 <DIR>          16,384
12/03/2024  15:34 <DIR>           0
05/30/2024  17:25                62  f.nsh
08/09/2024  17:08               225  f2BIOS.nsh
10/29/2024  16:27          16,777,216  flash_G.rom
11/14/2024  19:46          16,777,216  flash_T.rom
10/29/2024  16:37          146,496  ReInotes_MZX3-MG0_D30_Genoa.pdf
11/14/2024  20:06          172,068  ReInotes_MZX3-MG0_DR31_Turin.pdf
11/14/2024  20:07          126,848  ReInotes_MZX3-MG0_DR31_D30.pdf
11/14/2024  20:03 <DIR> r         16,384  MTRJ
11/14/2024  20:03 <DIR> r         16,384  SPI_UPD
11/14/2024  20:03 <DIR> r         16,384  Tool
       7 File(s)  34,000,131 bytes
       5 Dir(s)
FS0:\MZX3-MG0_DR31_D30\> _
```

2. Run “f.nsh” to start update BIOS.

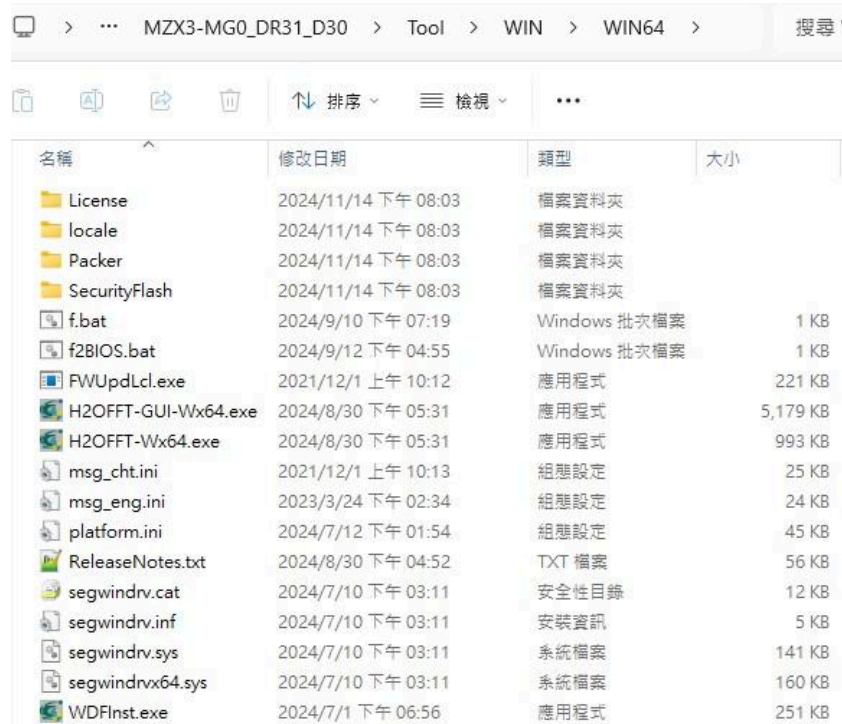


3. Update BIOS successfully and reboot system.

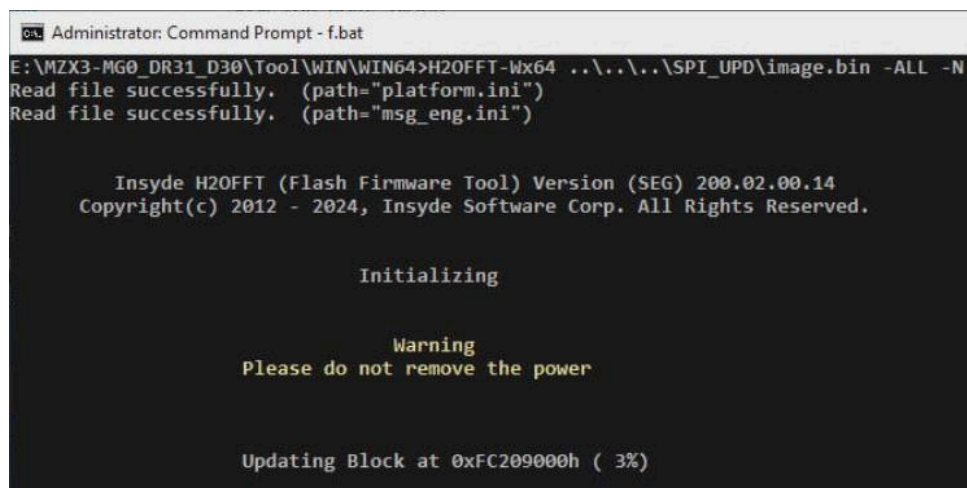


Windows Update

1. Boot to Windows and into BIOS Package folder



2. Run “f.bat” to start update BIOS.



P.S. Your keyboard and mouse can't use when updating BIOS

3. Update BIOS successfully when windows is closed.